


SPECIFICATIONS



VB512W1R3

Shower Kit with 2Way Diverter Trim– 512W Series

Shower with Three function Hand Shower, 60" Metal Hose, Shower Elbow, Wall Bracket, Single Function Showerhead with 17" Arm & Flange & 2 Way Diverter Valve Trim – Requires M420 Rough-in Valve

Hand Shower–MLS3FH5

- 1/2" -14 NPSM Connection
- Integral Check Valve
- Self Cleaning Rubber Jets
- Smart Select Three Function Spray
- Max Flow Rate: 1.75 GPM @ 60 PSI (6.6L/Min)
- 100% Factory Pressure Tested

Valve Only Trim – VB611

- Includes Ceramic Disc Cartridge
- Requires Mainline M420 Rough-in Valve
- **2 Way, Non-Share Diverter Function**
- Deep Installation Adapters (Optional)

Metal Shower Hose - MLS60MH

- 60" Shower Hose
- W/Brass Connectors
- 2 x 1/2" 14 NPSM
- Finished Metal Body

Shower Head – MLRS5HD

- 1/2" -14 NPSM Connection
- Self Cleaning Rubber Jets
- Single Function Spray
- Max Flow Rate: 1.8 GPM(6.8L/Min) @ 60 PSI
- 100% Factory Pressure Tested

Shower Elbow - MLSSE

- Finished Metal Body
- Square Design
- Mounting Hardware included
- 1/2" 14NPT – Wall Mount
- 1/2" 14NPSM – Shower Hose

Wall Bracket - MLSWB

- Wall Bracket
- Finished Metal Body
- Mounting Hardware included

Shower Arm & Flange – ML17RASA & MLSSF

- 17" Right Angled Shower Arm for Wall Mount Application
- Finished Metal Body
- Wall Side 1/2" -14 NPT Connection
- Shower side 1/2" 14 NPSM
- Metal, 2 1/2" Square Shower Flange

Specified model meets or exceeds the following:

- ASME A112.18.1/CSA B125.1
- IAPMO/cUPC
- EPA WaterSense®
- ADA for lever handle control





AVAILABLE FORMATS

Multiple Kit Formats Available
Visit mainlinecollection.ca

Mainline products have been manufactured under the highest standards of quality and workmanship. That is why we offer "Limited Lifetime" warranty on the function and finish of our shower faucets.



Standards & Certifications

			
✓	✓	✓	✓

Available Finishes

			
✓			✓

Please visit www.mainlinecollection.ca for available finishes. Finish is defined by additional suffix.

Please visit www.mainlinecollection.ca for detailed Specification of components.

SUBMITTAL INFORMATION

Name: _____ Contractor: _____

Location: _____ Contact #: _____

Notes: _____

Service & Parts

Please reach out to epleservice@emcoltd.com for support/ visit mainlinecollection.ca / CANADA +1 (450) 621 5636