









SPECIFICATIONS

Features

- 8" Shower Arm for Wall Mount Application
- Finished Metal Body
- W/O Flange
- Wall Side 1/2" -14 NPT Connection
- Shower side 1/2" 14 NPSM
- Optional Shower Flanges
 - MLRSF – Round Shower Flange
 - MLSSF – Square Shower Flange



ML8SA

Standards & Certifications				Available Finishes			
							
	✓			✓	✓		✓

Specified model meets or exceeds the following:

- ASME A112.18.1/CSA B125.1
- IAPMO/cUPC

AVAILABLE MODELS

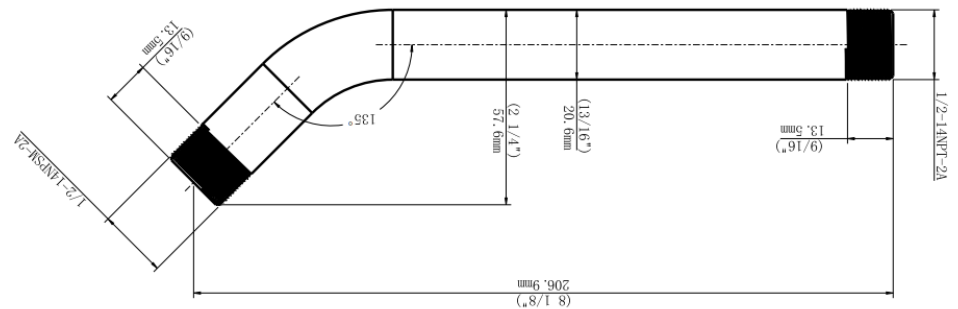
ML6SA - 6" Shower Arm

Mainline products have been manufactured under the highest standards of quality and workmanship. That is why we offer "Limited \5 Year" warranty on the function and finish of our accessories.



Please visit www.mainlinecollection.ca for available finishes. Finish is defined by additional suffix.

Drawings



SUBMITTAL INFORMATION

Name: _____ Contractor: _____

Location: _____ Contact #: _____

Notes: _____

Service & Parts

Please reach out to epleservice@emcoltd.com for support/ visit mainlinecollection.ca / CANADA +1 (450) 621 5636