



MAINLINE®

Preferred by the pros.™

10" Shower Arm









SPECIFICATIONS



ML10CMSA

Features

- 10" Shower Arm for Ceiling Mount Application
- Ideal for Rain Showers
- Finished Metal Body
- W/O Flange
- Ceiling Side 1/2" -14 NPT Connection
- Shower side 1/2" 14 NPSM
- Optional Shower Flanges
 - MLRSF – Round Shower Flange
 - MLSSF – Square Shower Flange

Standards & Certifications				Available Finishes			
							
	✓			✓	✓		✓

Specified model meets or exceeds the following:

- ASME A112.18.1/CSA B125.1
- IAPMO/cUPC

AVAILABLE MODELS

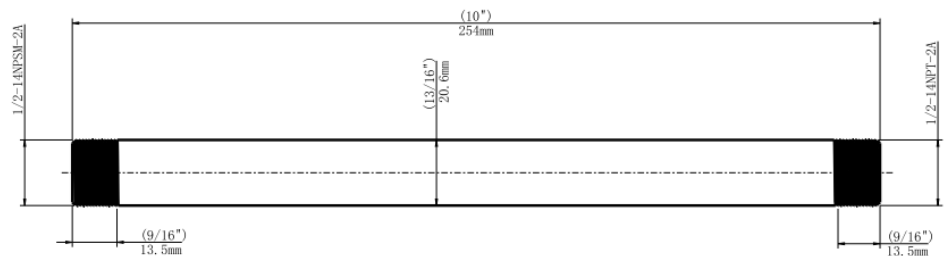
- ML3CMSA - 3" Shower Arm
- ML6CMSA - 6" Shower Arm

Mainline products have been manufactured under the highest standards of quality and workmanship. That is why we offer "Limited 5 Year" warranty on the function and finish of our accessories.



Please visit www.mainlinecollection.ca for available finishes. Finish is defined by additional suffix.

Drawings



SUBMITTAL INFORMATION

Name: _____ Contractor: _____

Location: _____ Contact #: _____

Notes: _____

Service & Parts

Please reach out to epleservice@emcoltd.com for support/ visit mainlinecollection.ca / CANADA +1 (450) 621 5636