



MAINLINE®

Preferred by the pros.™

LINEA

Hand Shower with Arm & Flange

SPECIFICATIONS



LNHS153

Features

- 6" Shower Arm for Wall Mount Application
- Finished Metal Body
- W/ Square Flange
- Smart Select Three Function Hand Shower
- 1/2" -14 NPSM Connection
- Self Cleaning Rubber Jets
- Single Function Spray
- Max Flow Rate: 1.75 GPM(6.6L/Min) @ 60 PSI
- 100% Factory Pressure Tested
- 60" Metal Shower Hose

Kit Components

- Square Shower Flange – MLSSF
- 6" Shower Arm – ML6SA
- Hand Shower – MLS3FHS
- Shower Arm Holder – MLSAH
- 60" Metal Hose – MLS60MH

Specified model meets or exceeds the following:

- ASME A112.18.1/CSA B125.1
- IAPMO/cUPC





AVAILABLE FORMATS

Multiple Kit Formats Available
Visit mainlinecollection.ca

Mainline products have been manufactured under the highest standards of quality and workmanship. That is why we offer "Limited 5 Year" warranty on the function and finish of our accessories.



Standards & Certifications

			
	✓		

Available Finishes

			
✓			✓

Please visit www.mainlinecollection.ca for available finishes. Finish is defined by additional suffix. Please visit www.mainlinecollection.ca for detailed Specification of components.

SUBMITTAL INFORMATION

Name: _____ Contractor: _____

Location: _____ Contact #: _____

Notes: _____

Service & Parts

Please reach out to epleservice@emcoltd.com for support/ visit mainlinecollection.ca / CANADA +1 (450) 621 5636