

### SPECIFICATIONS



JVI118DS

#### Tub & Shower Trim Kit – 11DS Series

Tub & Shower Kit with 6" Arm and Flange, Eight function Shower, Diverter Tub Spout & Valve Trim – Requires M410 Rough-in Valve

##### Shower Head – MLR8FSHD

- 1/2" -14 NPSM Connection
- Self Cleaning Rubber Jets
- Eight Function Spray
- Max Flow Rate: 1.75 GPM @ 60 PSI (6.6L/Min)
- 100% Factory Pressure Tested

##### Shower Arm & Flange – ML6SA & MLRSF

- 6" Shower Arm for Wall Mount Application
- Finished Metal Body
- 2 x 1/2" -14 NPT Connection
- Metal, 2 1/2" Dia Round Shower Flange

##### Valve Only Trim – JV511

- Includes Ceramic Disc Cartridge
- Requires Mainline M410 Rough-in Valve
- Easy – Press to Place Installation
- Deep Installation Adapters (Optional)

##### Tub Spout - MLRDSPT

- Diverter Tub Spout
- Die-Cast
- 1/2"-14NPT/SLIPFIT
- CUPC Certified

Specified model meets or exceeds the following:

- ASME A112.18.1/CSA B125.1
- IAPMO/cUPC
- EPA WaterSense®
- ADA for lever handle control





##### AVAILABLE FORMATS

Multiple Kit Formats Available  
Visit [mainlinecollection.ca](http://mainlinecollection.ca)

Mainline products have been manufactured under the highest standards of quality and workmanship. That is why we offer "Limited Lifetime" warranty on the function and finish of our shower faucets.



#### Standards & Certifications

|   |   |   |  |
|---|---|---|--|
|  |  |  |  |
| ✓   | ✓   | ✓   | ✓  |

#### Available Finishes

|   |   |   |   |
|---|---|---|---|
|  |  |  |  |
| ✓   | ✓   | ✓   | ✓   |

Please visit [www.mainlinecollection.ca](http://www.mainlinecollection.ca) for available finishes. Finish is defined by additional suffix.

Please visit [www.mainlinecollection.ca](http://www.mainlinecollection.ca) for detailed Specification of components.

### SUBMITTAL INFORMATION

Name: \_\_\_\_\_ Contractor: \_\_\_\_\_

Location: \_\_\_\_\_ Contact #: \_\_\_\_\_

Notes: \_\_\_\_\_

#### Service & Parts

Please reach out to [epleservice@emcoltd.com](mailto:epleservice@emcoltd.com) for support/ visit [mainlinecollection.ca](http://mainlinecollection.ca) / CANADA +1 (450) 621 5636