

SPECIFICATIONS



BL312W1R1

Shower Kit with 2Way Diverter Trim(No Share)– 312W Series

Shower Kit with Single function Hand Shower, 60" Metal Hose, Shower Elbow, Slide bar, 6" Ceiling Mnt Arm & Flange, Rain Shower Head & 2 Way Diverter Valve Trim – Requires M420 Rough-in Valve

Hand Shower– MLR1FHS

- 1/2" -14 NPSM Connection
- Integral Check Valve
- Self Cleaning Rubber Jets
- Single Function Spray
- Max Flow Rate: 1.8 GPM @ 60 PSI (6.8L/Min)
- 100% Factory Pressure Tested

Shower Elbow - MLRSE

- Finished Metal Body
- Round Design
- Mounting Hardware included
- 1/2" 14NPT – Wall Mount
- 1/2" 14NPSM – Shower Hose

Valve Only Trim – BL611

- Includes Ceramic Disc Cartridge
- Requires Mainline M420 Rough-in Valve
- **2 Way, Non-Share Diverter Function**
- Easy – Press to Place Installation
- Deep Installation Adapters (Optional)
- ADA

Slide Bar – MLRSB

- 28" Standard Slide Bar
- With Easy Slide Shower Holder
- Finished Metal Body
- Mounting Hardware Included

Metal Shower Hose - MLS60MH

- 60" Shower Hose
- W/Brass Connectors
- 2 x 1/2" 14 NPSM
- Finished Metal Body

Shower Arm & Flange – ML6CMSA & MLRSE

- 6" Ceiling Mount Shower
- Finished Metal Body
- Ceiling Side 1/2" -14 NPT Connection
- Shower side 1/2" 14 NPSM
- Metal, 2 1/2" Dia Round Shower Flange

Shower Head – MLRRSH

- 1/2" -14 NPSM Connection
- Self Cleaning Rubber Jets
- Single Function Rain
- Max Flow Rate: 1.75 GPM @ 60 PSI (6.6L/Min)
- 100% Factory Pressure Tested

Specified model meets or exceeds the following:

- ASME A112.18.1/CSA B125.1
- IAPMO/cUPC
- EPA WaterSense®
- ADA for lever handle control





AVAILABLE FORMATS

Multiple Kit Formats Available
Visit mainlinecollection.ca

Mainline products have been manufactured under the highest standards of quality and workmanship. That is why we offer "Limited Lifetime" warranty on the function and finish of our shower faucets.



Standards & Certifications

			
✓	✓	✓	✓

Available Finishes

			
✓			✓

Please visit www.mainlinecollection.ca for available finishes. Finish is defined by additional suffix.

Please visit www.mainlinecollection.ca for detailed Specification of components.

SUBMITTAL INFORMATION

Name: _____ Contractor: _____

Location: _____ Contact #: _____

Notes: _____

Service & Parts

Please reach out to epleservice@emcoltd.com for support/ visit mainlinecollection.ca / CANADA +1 (450) 621 5636