



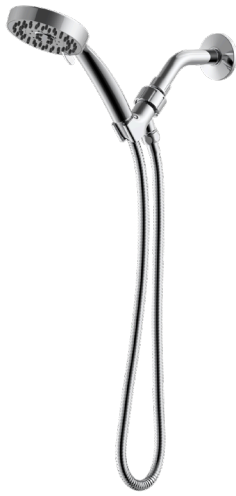
# MAINLINE®

Preferred by the pros.™



## Hand Shower with Arm & Flange

### SPECIFICATIONS



ROHS155

#### Features

- 6" Shower Arm for Wall Mount Application
- Finished Metal Body
- W/ Round Flange
- Smart Select Five Function Hand Shower
- 1/2" -14 NPSM Connection
- Self Cleaning Rubber Jets
- Single Function Spray
- Max Flow Rate: 1.75 GPM( 6.6L/Min) @ 60 PSI
- 100% Factory Pressure Tested
- 60" Metal Shower Hose

#### Kit Components

- Round Shower Flange – MLRSF
- 6" Shower Arm – ML6SA
- Hand Shower – MLR5FHS
- Shower Arm Holder – MLSAH
- 60" Metal Hose – MLS60MH

Specified model meets or exceeds the following:

- ASME A112.18.1/CSA B125.1
- IAPMO/cUPC









#### AVAILABLE FORMATS

Multiple Kit Formats Available  
Visit [mainlinecollection.ca](http://mainlinecollection.ca)



Mainline products have been manufactured under the highest standards of quality and workmanship. That is why we offer "Limited 5 Year" warranty on the function and finish of our accessories.



#### Standards & Certifications

#### Available Finishes

Please visit [www.mainlinecollection.ca](http://www.mainlinecollection.ca) for available finishes. Finish is defined by additional suffix.

### SUBMITTAL INFORMATION

Name: \_\_\_\_\_ Contractor: \_\_\_\_\_

Location: \_\_\_\_\_ Contact #: \_\_\_\_\_

Notes: \_\_\_\_\_

#### Service & Parts

Please reach out to [epleservice@emcoltd.com](mailto:epleservice@emcoltd.com) for support/ visit [mainlinecollection.ca](http://mainlinecollection.ca) / CANADA +1 (450) 621 5636